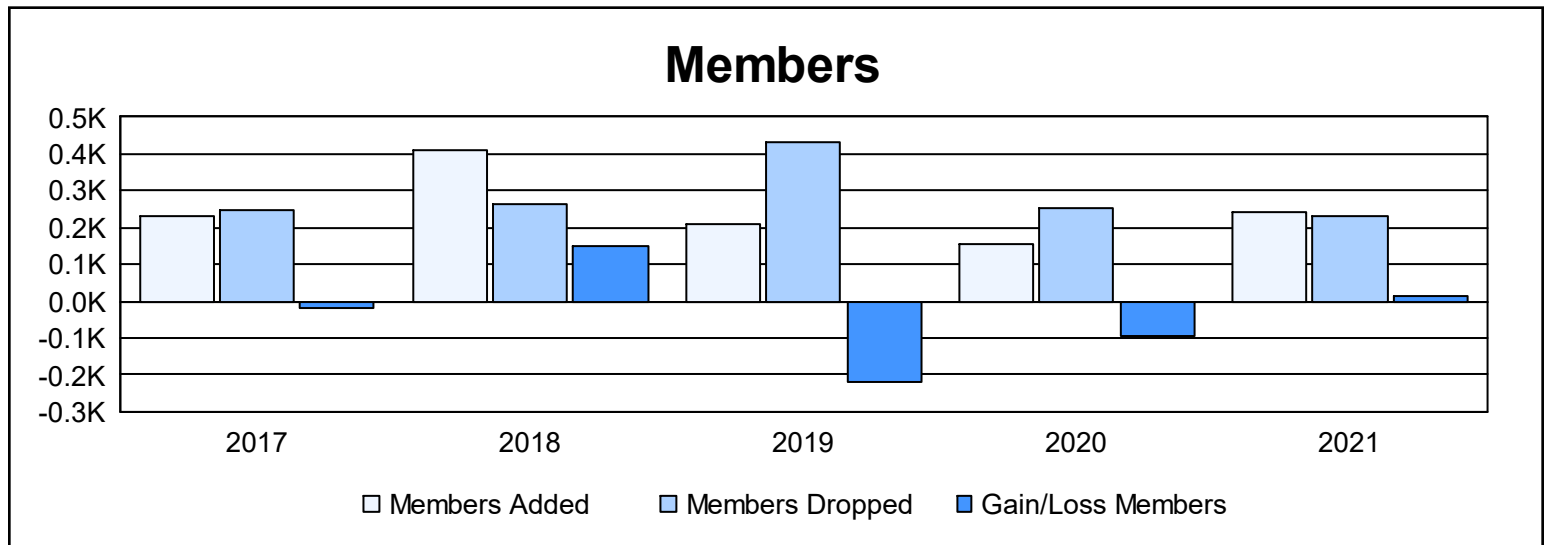
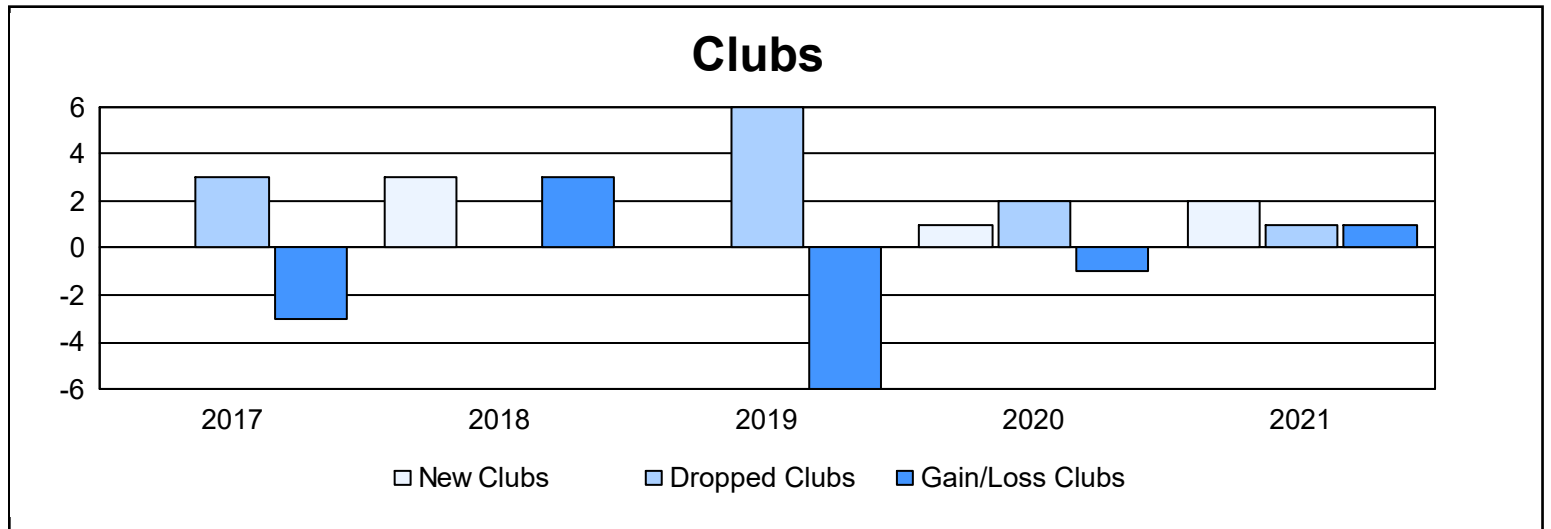
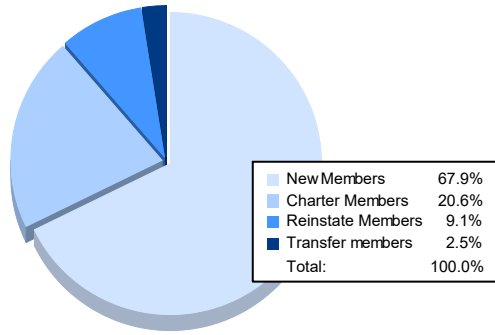


Year	New Clubs	Dropped Clubs	Gain/ Loss Clubs	New Members	Charter Members	Reinstate Members	Transfer Members	Total Member Added	Total Members Dropped	Gain/ Loss Members
2016-2017	0	3	-3	190	8	30	2	230	246	-16
2017-2018	3	0	3	303	72	27	9	411	262	149
2018-2019	0	6	-6	150	23	20	16	209	430	-221
2019-2020	1	2	-1	86	35	35	1	157	251	-94
2020-2021	2	1	1	165	50	22	6	243	231	12
<b>Average</b>	<b>1</b>	<b>2</b>	<b>-1</b>	<b>179</b>	<b>38</b>	<b>27</b>	<b>7</b>	<b>250</b>	<b>284</b>	<b>-34</b>



### Membership Composition June 2021 Cumulative



### Gender Composition June 2021 Cumulative

